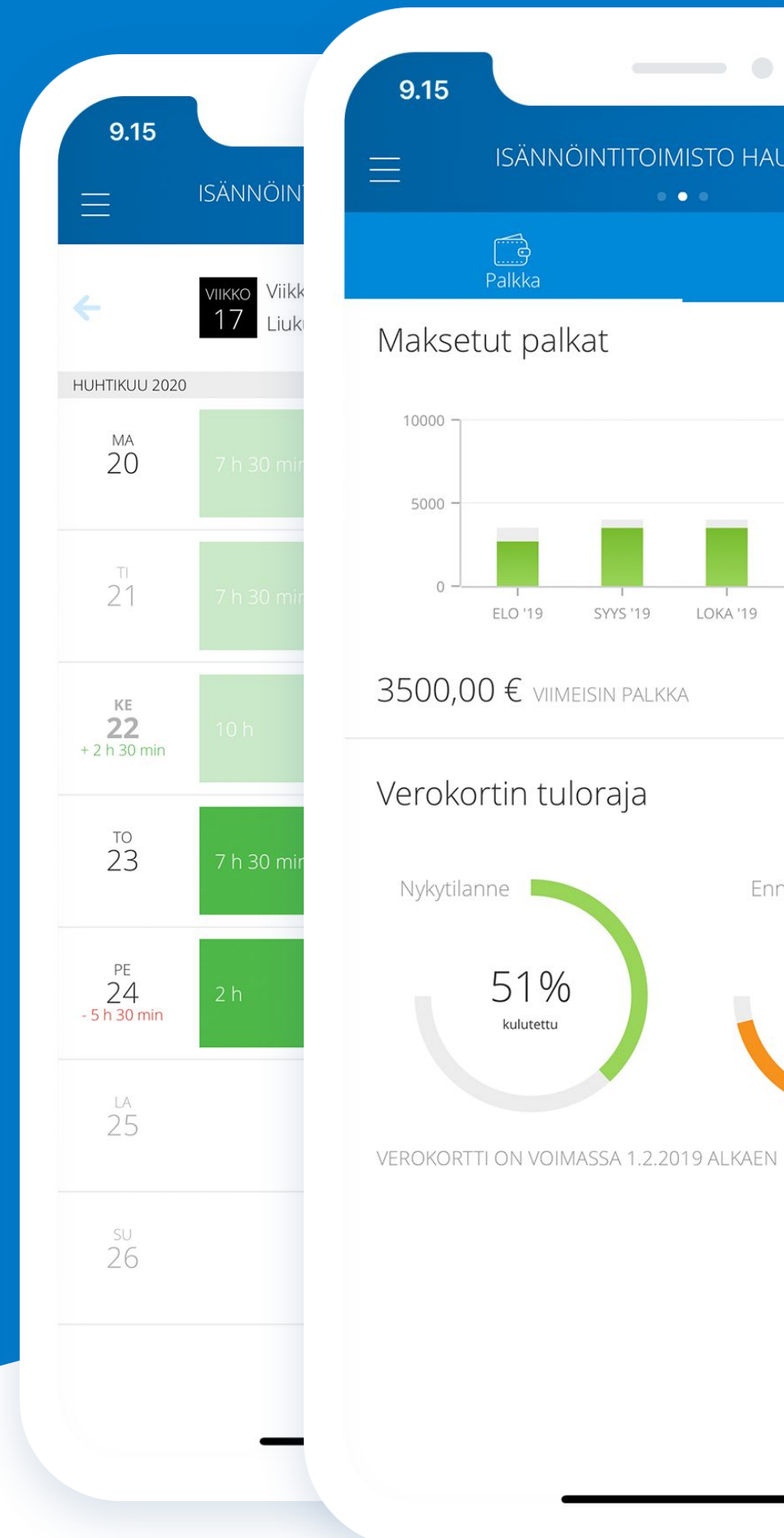


Netvisor Mobile app

Bring the mobile app
into use for company
personnel

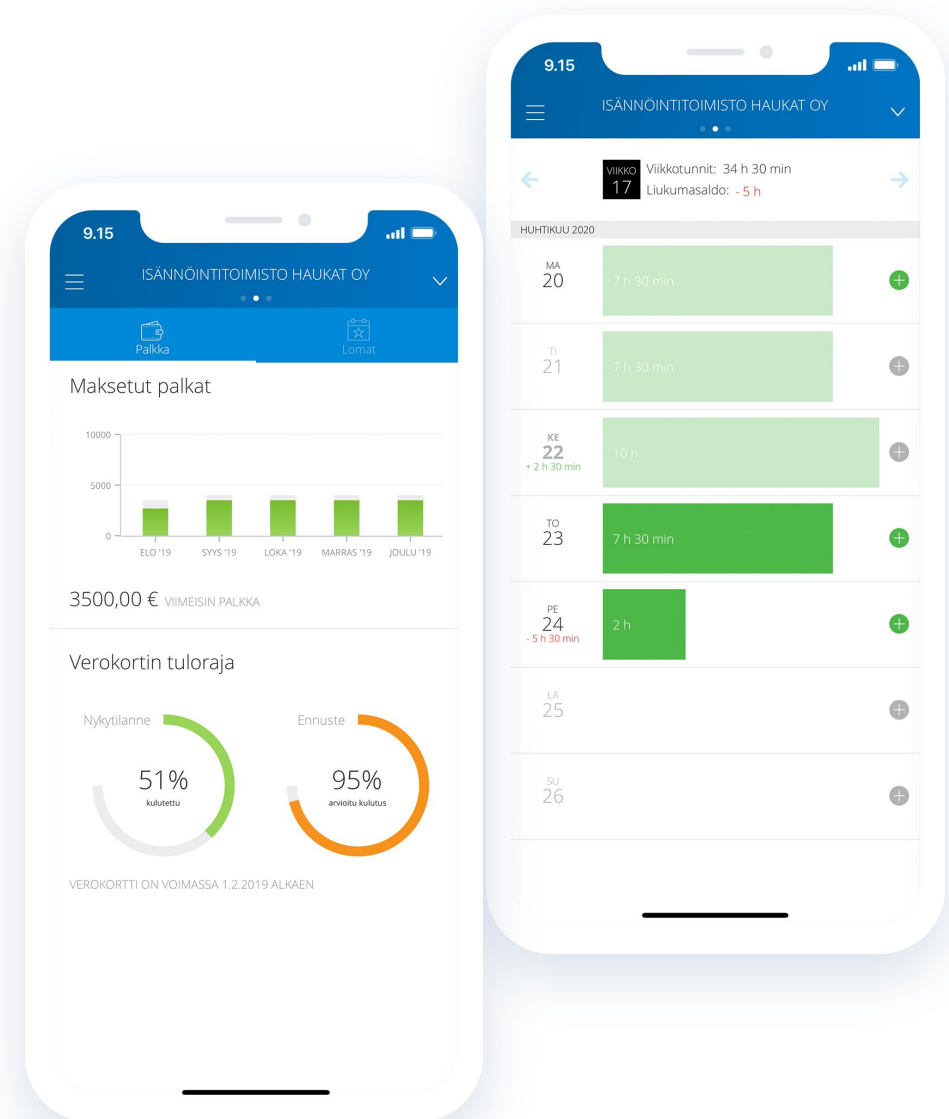


Netvisor's mobile app is an employee's trusty helper.

It allows you to register hours and create travel expense reports with just a few clicks, regardless of time and place. The employee is also able to see their own annual leave, flexitime, payslips and tax card status, which reduces inquiries to the company and the accounting office.

Set it up

1. Download from the app store by searching for “Netvisor”.
2. Log in with your bank ID or mobile certificate. If you have Netvisor ID in use, use that to login.
3. Create a PIN for yourself or enable a biometric identifier to continue.
4. Check out the app and start using it daily.




Utilise it in your daily life

Registering working hours

You can add and process working hours.

You have the same booking types and settings as in the browser version of Netvisor.




Utilise it in your daily life

Adding travel expenses

You can add and process travel and expense invoices.

You have the same options and settings as in the browser version of Netvisor.



Utilise it in your daily life

Payslips, holidays and flexitime

You can view the payslips you receive, your tax card status, the status of your annual holidays, and your flexitime balance.

